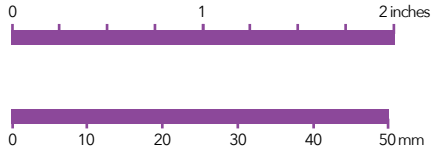
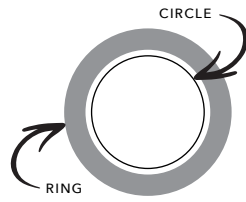


FIND YOUR RING SIZE

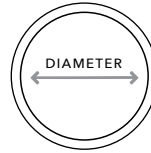


BEFORE YOU PRINT Double-check that you're printing the page at full size. Uncheck the 'Scale to Fit Page' checkbox.

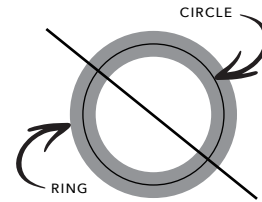
AFTER YOU PRINT For the most accurate results, measure the bar on the left to make sure it's exactly two 2 inches long (or 50mm long).



CORRECT



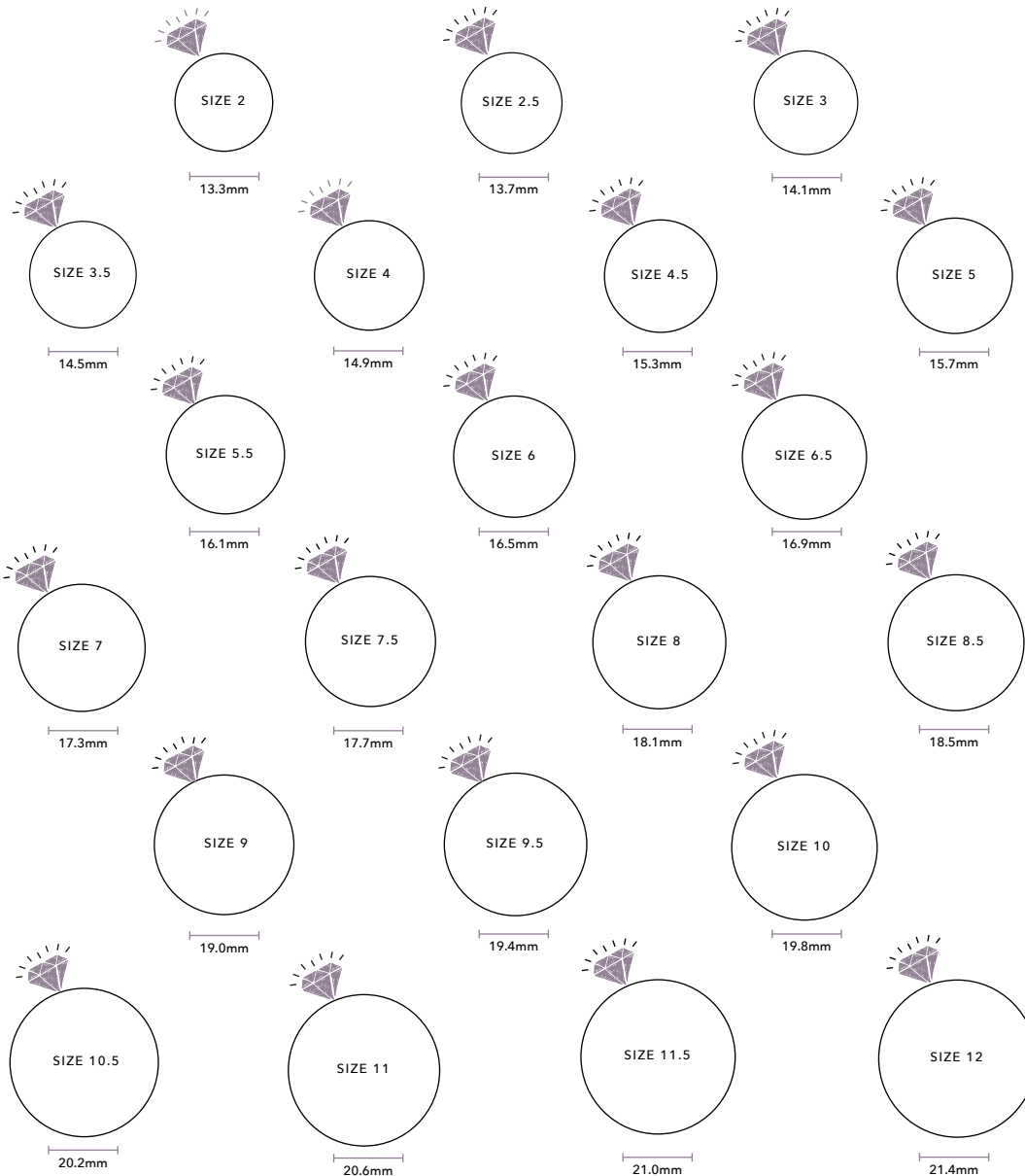
MEASUREMENTS MATCH THE INSIDE EDGE OF THE RING



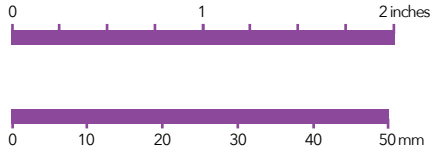
INCORRECT

MEASURING FROM AN EXISTING RING

Place the ring on top of the circle. Make sure the inside edge of the ring sits against the circle and doesn't cover it.



FIND YOUR RING SIZE



BEFORE YOU PRINT Double-check that you're printing the page at full size. Uncheck the 'Scale to Fit Page' checkbox.

AFTER YOU PRINT For the most accurate results, measure the bar on the left to make sure it's exactly two 2 inches long (or 50mm long).

MEASURING WITHOUT AN EXISTING RING

Wrap a piece of non-stretchy string snugly around the base of your finger. Mark the string where the circle is completed then measure the length.

SIZE	CIRCUMFERENCE		DIAMETER	
	INCHES	MILLIMETERS	INCHES	MILLIMETERS
3	1.74	44.2	0.55	14.1
3.5	XX.X	XX.X	XX.X	XX.X
4	1.84	46.7	0.59	14.9
4.5	XX.X	XX.X	XX.X	15.3
5	1.94	49.3	0.62	15.7
5.5	XX.X	XX.X	XX.X	16.1
6	2.04	51.8	0.65	16.5
6.5	XX.X	XX.X	XX.X	16.9
7	7	7	7	17.3
7.5	XX.X	XX.X	XX.X	17.7
8	8	8	8	18.1
8.5	XX.X	XX.X	XX.X	18.5
9	9	9	9	19.0
9.5	XX.X	XX.X	XX.X	19.4
10	10	10	10	19.8
10.5	XX.X	XX.X	XX.X	20.2
11	11	11	11	20.6
11.5	XX.X	XX.X	XX.X	21.0
12	12	12	12	21.4

ACTUAL SIZE

